

Manchester

Total Sq.Ft Under Roof - 3,842



CRAFTSMAN ELEVATION



COTSWOLD ELEVATION

IMMACULATE EXTERIORS • INVITING KITCHENS • INCREDIBLE ENERGY SAVINGS

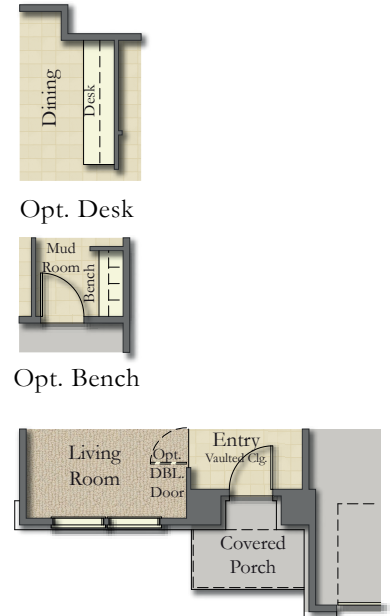
Manchester

Total Sq.Ft Under Roof - 3,842

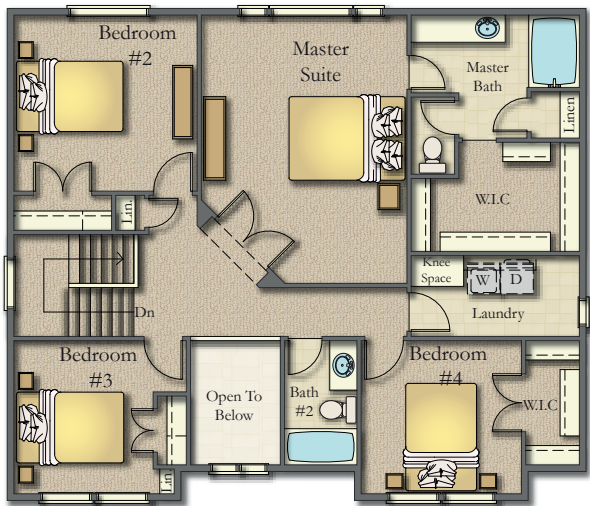


Main - 1,054 Sq.Ft.
Garage - 434 Sq.Ft.
Covered Porch - 42 Sq.Ft.

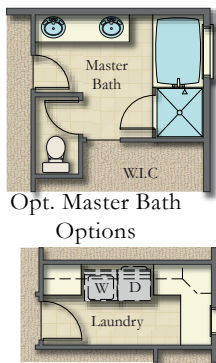
Craftsman Floor Plan



Cotswold Floor Plan



Second
1,276 Sq.Ft.



Opt. Master Bath Options

Opt. Laundry



Basement
1,036 Sq.Ft.

IMMACULATE EXTERIORS • INVITING KITCHENS • INCREDIBLE ENERGY SAVINGS